

My Yom Kippur Booklet


Name: _____

Before Yom Kippur

Morning



Kapporos

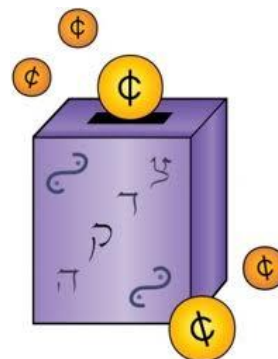


Mikveh

Afternoon



Seudah



Give extra tzedaka



**Dress in white clothes
and non-leather shoes**




Light candles—girls

During Yom Kippur


Morning



**Play quietly so
parents can pray**



Pray from Machzor

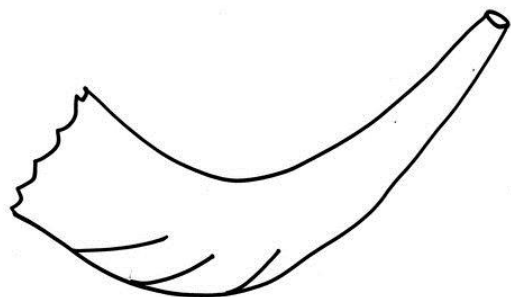


Say Shema out loud!



Parents- No eating!


Afternoon



Neilah

After Yom Kippur

Evening



Havdalah



Seudah



**Begin to build
Sukkah**



**We are happy that
Hashem will give us a
sweet new year!**

Don't Do That! Put an x on the things we don't do on Yom Kippur, or adults don't do:



Activities Page 1:

Stick tzedaka with tape on paper

Fasten hand for movement with paper fastener by the tzedaka box

Menchie puppet dressed in white and non-leather shoes

Shiny paper to stick on a candle picture

Activities Page 2:

Color in a shofar/ put shofar sticker

Activities Page 3:

Food stickers

